

Getech

EDUCATION

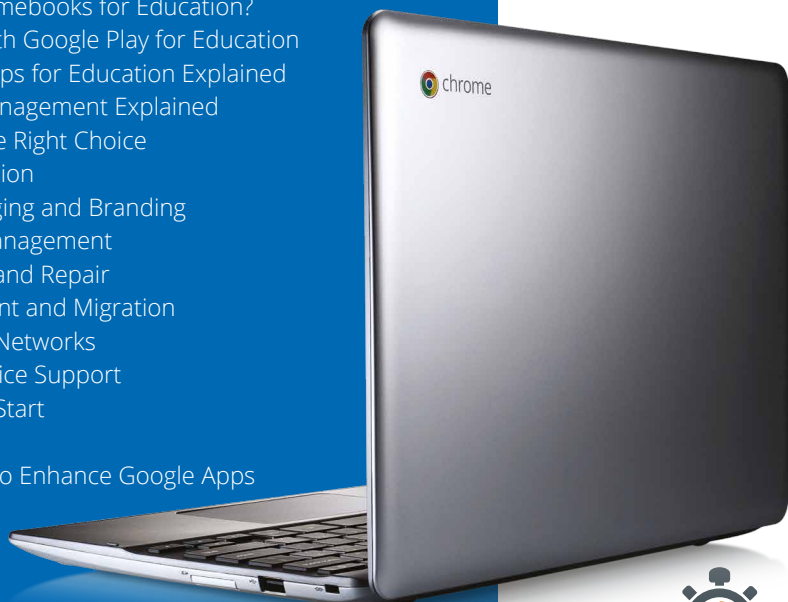


Google Apps for Education Solutions Guide

2 What's Inside?

Contents

- 3 Introducing Chromebooks for Education
- 4 Why Chromebooks for Education?
- 6 Tablets with Google Play for Education
- 8 Google Apps for Education Explained
- 10 Device Management Explained
- 11 Making the Right Choice
- 12 Configuration
- 13 Asset Tagging and Branding
- 14 Project Management
- 14 Warranty and Repair
- 15 Deployment and Migration
- 16 Wi-Fi and Networks
- 17 GAFE Service Support
- 18 GAFE KickStart
- 20 Training
- 22 Products to Enhance Google Apps



Top of the Class for Sales and Service

Getech is one of the longest serving, independent suppliers to the education sector. As one of only three UK Google Premier Education Partners, we have equipped Schools and Colleges throughout the UK with Chromebooks, tablets, Wi-Fi and internet. Our pedigree extends to being an authorised supplier over the last 20 years to Universities and affiliated institutions under the National Desktop and Notebook Agreement, where we have become and continue to be a trusted partner.

We are committed to assisting you with everything you might need to make the right purchase decisions, to migrate to your new Chromebook environment and to get the best out of your new equipment. We hope that you find this guide a useful resource for understanding what Chromebooks and tablets can offer your school/college and what support services are available to you.



Introducing **Chromebooks for Education**

3

*I'm not a laptop. I'm not a notebook.
I am a Chromebook.*



All Chromebooks are powered by the Google Chrome operating system; an enhanced version of the largely popular internet browser.

All of your apps are accessed through the web (or downloaded for use in offline mode) and all of your data is saved to the cloud, so there is no need for large amounts of hard drive space or RAM.

No Waiting

Chromebooks boot up in seconds and resume instantly.

No Maintenance

Chromebooks download and install security and software updates automatically so you don't have to.

No Worries

Built-in security means you're safe from viruses and malware. You don't need to install security software on any Chromebook.

Chromebook Management Console

One of the advantages of Chromebooks is ease of administration. The web-based Chromebook Management Console makes it easy for schools to deploy Chromebooks while maintaining fine-tuned control of these devices (for further information please see page 10). Management Console licences can only be obtained from an authorised Google partner. *Getech are one of only a few select Google Authorised Education Resellers within the UK who can supply you with these licences, at special educational prices.*

Google Apps for Education (GAPE)

Google Apps for Education is a set of online software applications which can also be enabled for offline use, offering much more than just a replacement for the Microsoft® Office suite familiar to Windows® users. Designed especially for education, this software suite is revolutionising the learning experience in schools throughout the world, earning rave reviews from teachers and students alike (please see pages 8 and 9 for further information).

Revolutionise your Learning Environment

Collaborate

The concept of collaborative learning, the grouping and pairing of students for the purpose of achieving an academic goal, has been widely researched and advocated. Proponents of collaborative learning claim that the active exchange of ideas within small groups not only increases interest among the participants but also promotes critical thinking. There is persuasive evidence that cooperative teams achieve at higher levels of thought and retain information longer than students who work quietly as individuals.

Google have recognised the importance of collaborative working with Google Apps for Education. With this technology at our fingertips, never has there been a better time to introduce collaborative learning principles in Schools through IT!

Enhance

Enhance lesson plans with teaching aids on the Educational App Store. Virtual field trips are now a possibility with Google Earth, along with many other applications targeted at specific subjects, or for behaviour management.

Invigorate

Invigorate homework assignments and group-work, allowing students to access their accounts and collaborate from any device, in any place, at any time.

Streamline

Google Classroom will reduce your tutors' preparation time with ease of setting, tracking, collecting and responding to assignments. Google Drive also offers access to the right version of any document, spreadsheet or presentation with just a couple of clicks. No more back-and-forth email attachments and versions that you can't keep track of!

Inspire

What better way to inspire your young innovators of the future than by giving them access to cutting-edge technology as part of their education?

Engage

Teachers are able to share Google Docs, Sheets, Slides and Google Calendars, engaging with parents by allowing them to see what projects their children are working on and when assignments are due.

Discover a Superior Computing Environment

Save Money

The hardware is a third of the price of most laptops. You will also make significant savings on systems administration and maintenance, resulting in a cost reduction of up to 80% over 3 years when compared to PCs.

Save Time

The universal administrative functions allow for modifying user settings, adding or removing applications and updating browsing restrictions on all of the Chromebooks at once; greatly reducing the time needed for the initial deployment, along with ongoing administration and support tasks. Since all work is automatically stored in the cloud and updates are applied automatically, time spent on system backups and patches will also become a thing of the past.

Be Secure

Chromebooks are much more secure than a typical computing environment. The devices can be configured to only allow logins from your chosen domain and they contain multiple levels of security, including:

Sandboxing: a defence tool that means each tab opened runs in an isolated environment, or sandbox, so that any potential virus on an infected website is contained within the tab.

Verified Boot: an automatic check that runs every time a Chromebook is started up. This check will identify and fix viruses attempting to infect the Chromebook.

Data Encryption: Chrome OS uses the eCryptfs encrypting file system. This ensures that other users cannot read your local data and that the data cannot be acquired by ripping out the Chromebook's hard drive and accessing it.

Work Faster

Chromebooks start instantly when they are turned on and are ready to use within 8 seconds, as opposed to a legacy environment that keeps users and the entire class waiting for a number of applications to start up in the background. Great for when the devices need to be constantly closed and opened, allowing for class interaction to occur without delays.

Tablets with Google Play for Education

Designed for Learning, Made for the Classroom

Tablets with Google Play for Education help teachers bring more love for learning to their classrooms. Choose from a variety of edu-ready tablets, then get access to Google Play for Education, a special version of the Google Play store designed just for schools. Wonderful things can happen when sharing the right app, book or video and is as easy as sharing a Google doc.

The Right Content for Any Lesson

Google Play for Education contains an ever-growing set of educational apps, books and videos. There are two ways to find the right content for your class:

1. Browse educator-approved content. Use the filters at the left and top of the screen to explore thousands of educator-approved Android apps, free Chrome apps, a wide selection of educational books and classroom-ready YouTube videos. Pick a content type to get started, then browse by grade, subject, keyword or education standard (including UK Curriculum).
2. Search for just the right thing. In addition to educator-approved apps, Google Play for Education also gives schools access to more than 1 million Android apps in Google Play. Use the search bar at the top of the page to search across all the apps, books and videos available for assignment. Teacher-approved content is marked with a yellow "EDU" badge.

Flexibility to Differentiate

By making it easy for teachers to find and share the right digital content, Google Play for Education helps educators customize learning to students' individual needs and interests. Assigning an app, book or video is simple; enter individual student accounts or create Google Groups for easy group sharing. Content will appear on students' tablets or Chromebooks immediately, with no cables or extra permissions required.

Scalable Set-up and Management

It's never been easier to set up tablets and manage them day-to-day. With NFC touch technology, simply tap an admin tablet to each student tablet to set up a classroom in minutes.

Affordable Tablet Options

Google Play for Education is compatible with a variety of affordable tablets for the classroom. Find the right device for your students as you choose from an array of sizes and form factors.

More Love for Learning

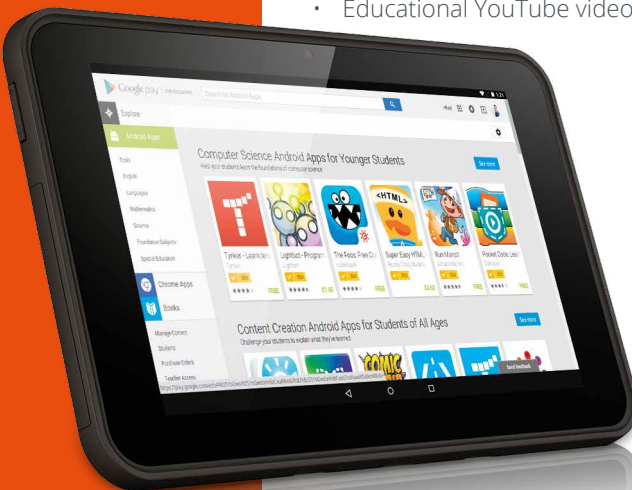
Great teachers find countless ways to inspire their students every day. Now they can create a curriculum that's just as inspiring. Google Play for Education makes it easy to find the apps, books and videos that cater to students' unique needs and interests. From there, getting a great piece of content to the right student is as simple as sharing a Google doc — no tangled cables or pleading phone calls to the IT department required. It all adds up to more flexible teaching and a more engaged classroom.

Apps, Books and Videos Made for the Classroom

Whether students are working on Chromebooks or Android tablets, teachers have access to a huge variety of content that brings new depth and engagement to lessons:

- Thousands of educator-approved apps for Android tablets and Chromebooks
- Access to over 1 million other Android apps available in Google Play
- A huge library of free classic books; from Shakespeare to Jane Austen
- Tens of thousands of educational books available for affordable rental, from the latest hit fiction to subject-specific textbooks
- Educational YouTube videos from approved channels

While Android apps run on tablets and Chrome apps run on Chromebooks, the books and videos teachers share from Google Play for Education can be accessed from any device. So students get more flexibility with when and how they learn.



Gmail: More than just email. Text, voice and video chat means that students and teachers can see who is online and connect instantly. Don't want your students using chat? Want to limit who can send emails to whom? It's all in the administrator's control.

Google Calendar: Share and overlay calendars with selected colleagues or students to see when people are available – a great way to manage staff schedules, teams and clubs.

Google Drive: Share individual files or whole folders with specific people or your entire team, even parents or contractors, on any device, anywhere.

Google Docs, Sheets and Slides: Share documents, spreadsheets and presentations. Collaborate in real-time with your team or with your whole school. You can publish final documents to the entire world too.

Google Sites: Students can build project sites without writing a single line of code. It's as easy as writing a document.

Google Classroom

Google designed Classroom with the help of teachers and with students in mind. It was created to give teachers more time to teach and students more time to learn, allowing you to:

- **Create and collect assignments:** Classroom weaves together Google Docs, Drive and Gmail to help teachers create and collect assignments paperlessly. They can quickly see who has or hasn't completed the work and provide direct, real-time feedback to individual students
- **Improve class communications:** Teachers can make announcements, ask questions and comment with students in real time – improving communication inside and outside of class
- **Stay organised:** Classroom automatically creates Drive folders for each assignment and for each student. Students can easily see what is due on their Assignments page

You can access many other useful Apps on the Educational App Store: play.google.com/store/apps/category/education



Google Apps for Education is free and is already used by over 30 million students and teachers worldwide.

Applications can be accessed on or offline through their Google accounts. Google Apps for Education includes the innovative Google Classroom tool, as well as each of these key additional benefits:



- The accounts are created and owned by the school, therefore each school has the ability to determine which features will be available to each of the students
- Google Apps for Education is branded by your school (you can upload your own logo and the emails are linked to your school domain, i.e. username@your-school.com)
- Each account now provides genuine, unlimited email and cloud storage
- Users do not see any advertising within the apps or on Google searches whilst logged in to their Google Education accounts
- You can also integrate these apps with your school's Learning Management System

10 *Device Management Explained*

The Chrome Device Management Console enables the management of the school's Chromebooks and tablets from a single place, empowering IT administrators with the features outlined below.

Create User Groups

Apply policies, apps and settings to different sets of users. You could group students by grade level or subject groups, for example.

Pre-Install and Block Apps

Blacklist, whitelist or pre-install apps, extensions and URLs.

Configure Network Access

Set network and proxy settings to make it easy for users to get up and running, ensuring that your students are protected by web filters and firewalls.

Manage User Access

Control who uses your Chrome devices: prevent outside users from logging in, disable Guest Mode or designate specific types of users for your devices.

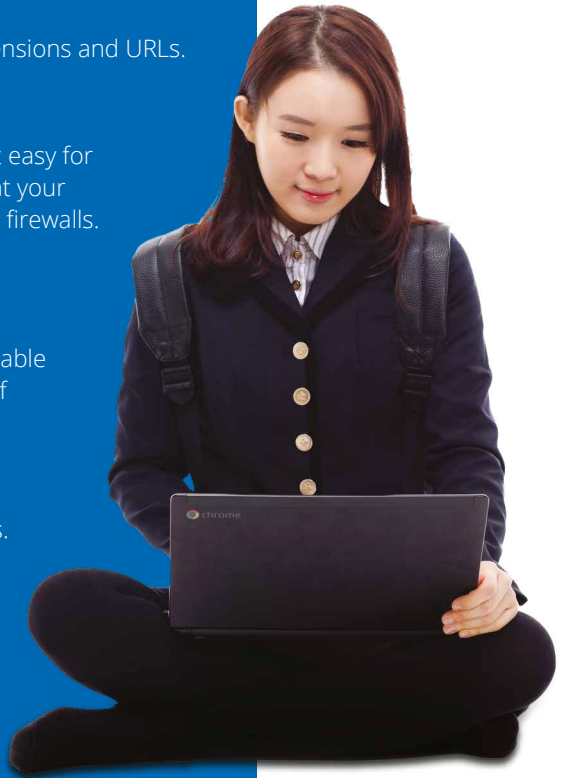
Track Assets

Assign devices to specific sets of students. Run configuration and usage reports.

Customise User Features

Modify user settings like bookmark and app sync across computers, including the custom Chrome desktop, which could be altered to display your school's branding or colours.

Getech can enrol all of your Chromebooks and tablets in the Device Management Console as part of the configuration process and can also remotely administer your device management, taking care of all your maintenance and ongoing support needs.



Proof of Concept Lab

We can arrange for a fully working demonstration of your chosen set up so that you are able to see the benefits of Chromebooks and tablets in a multi-user environment, before implementation.

Pilot Programme

For a full perspective of the Chromebook and tablet experience you may wish to test out the devices within your school. Getech can offer you some devices on a trial so you can get a real feel for them.



Dedicated Team of Professionals

Our dedicated, friendly team are always on hand to offer their expert advice, ensuring that you have all of the information that you need to select the equipment most suitable for your classroom.

Be Chrome-Ready, Right Out-of-the-Box

Our pre-configuration services ensure that your devices are ready to go straight into the classroom, virtually eliminating Out-of-Box Failure, Dead-on-Arrival deliveries and merchandise replacements, whilst saving your IT staff the preparatory hassle associated with most other equipment purchases.

- Enrol each device on to School Domain and check for DOA
- Configure Wi-Fi on to Administration Console
- Asset Tag each device with Getech asset tag and supply school with asset list
- Add serial numbers and asset tag details to the Administration Console User Details
- Label each device box with student and asset details for ease of distribution
- Box each device by class for ease of distribution
- *Supply and fit Lapjack security cover*



Portable devices are highly susceptible to theft. In addition to the configuration setting allowing you to restrict logins to your chosen domain, asset tagging acts as another deterrent to prospective thieves, making the handling of stolen goods much more problematic whilst also providing your school with an effective means for asset management.



Asset Tags and Serial Numbers

Getech can asset tag your devices, gather serial numbers and provide a full asset list.

Protecting Your Device

There are many ways to protect your device from the wear and tear of day-to-day school life. Hard shell cases, protective sleeves and carry bags are just some examples.

Branding

Getech can arrange for your school colours or logo to be applied to all of your Chromebooks. This will be printed onto a special film with a high vandal resistance, especially designed and formulated for tamper proof graphics.

Allow Getech to Project Manage your Complete Migration – from Legacy Environment to New World

Our project management experts offer a flexible and highly bespoke service based on a well-proven formula for delivery, including:

- Site visits
- Dedicated point of contact at Getech
- 100-day Go-Live plan
- Bringing together all parties involved in the project from Broadband and Wi-Fi installation to product vendor and relevant App provider



Warranty and Repair

Sales and Service – all with one Point-of-Contact!

Getech have been established as an IT service repair centre for over 20 years. Our service technicians are manufacturer trained and promise to offer you the highest level of service during the repair process.

In addition to warranty repairs we are also able to offer a full range of out of warranty services, giving you the peace of mind that support is available throughout the lifetime of your school's device.



Seamless Implementation


We will tailor our service to your specific requirements to ensure the smoothest transition between legacy systems and your new Chrome or Android environment.

Staff On-Site

We can arrange for our highly skilled engineers to come out to your school and assist with the device deployment.

Data Migration

Transferring data is one key issue to consider when switching from legacy systems. We will work with you to ensure that this process is seamless and hassle free.



Fixed Hardware Installations

We can also arrange for installation and testing of large IT equipment, such as interactive whiteboards, screens and projectors.

Device Management and Accounts

We can run you through using device management within your school and ensure that you are fully prepared to configure user accounts and network settings on your new Chromebooks.

Ruckus Wi-Fi

Ruckus is a pioneer in the wireless infrastructure market, enabling Schools, Sixth Forms, Colleges and Universities to stay ahead of the increasing demand for high-bandwidth applications and services. Ruckus Smart Wi-Fi technology redefines what's possible in wireless network performance, with flexibility, reliability and affordability.

Following an on-site survey, the Ruckus Wi-Fi solution will be designed, identifying the locations and most cost effective type of Access Points (APs) to be deployed, together with the required structured cabling infrastructure to serve them.

It is important that a suitable Firewall is installed as part of the Wi-Fi solution. This will filter content that adheres to the site Internet Usage Policy and segregate networks between the required users, including guest usage.

Structured Cabling Infrastructure

Getech has a wealth of experience in designing and implementing copper and fibre structured cabling solutions. Our cabling infrastructure will connect all of the Ruckus APs to the Local Area Network (LAN). This allows connectivity to the outside world using the Google Cloud. Our engineers are fully trained and all of our Cat5e and Cat6 installations are provided with a 25-year guarantee.

BT Internet Connectivity

As an Authorised Partner of BT, Getech is ideally placed to handle your Internet connectivity requirements.

BTnet, the UK's Number One leased line Internet access service, delivers a direct, *uncontended* service. BT can enable your site by guaranteeing the required bandwidth for the site usage, which is protected via a Service Level Agreement (SLA). We provide advice and help manage the installation with BT, to ensure a smooth implementation.



WLAN - Wireless Local Area Network

Getech Education is passionate about education and technology. Our mission is to ensure schools get the most out of Google Apps for Education (GAFE) and the Cloud.

Our support packages offer a flexible support service that expands on the basic Google support offering, providing access to in-house Google and vendor certified support specialists, helping you every step of the way. Ranging from basic next-day email support to telephone and audit services.

Our offering can be taken over 1, 2 or 3 years and covers admin console management, technical support enquiries and general questions on Google Apps for Education.

Bronze

- Email support Monday – Friday, 9 am – 5.30 pm, via the Service Desk (next day response)

Silver

- Email support Monday – Friday, 9 am – 5.30 pm, via the Service Desk and GAFE specialists (next day response)
- Telephone support Monday – Friday, 9 am – 5.30 pm, via the Service Desk and GAFE specialists (next day response)
- Escalation of issues to Google on behalf of the school (Google SLA apply)

Gold

- Email support Monday – Friday, 9 am – 5.30 pm, via the Service Desk and GAFE specialists (same day response)
- Telephone support Monday – Friday, 9 am – 5.30 pm, via the Service Desk and GAFE specialists (same day response)
- Escalation of issues to Google on behalf of the school (Google SLA apply)
- Annual visit to school to complete a Health Check Audit on the Administration Console: Report produced on findings

A Health Check Audit provides an in-depth review of your GAFE domain by industry experts against best practices.

Each setting will be documented and analysed, including the integration with IT systems, tests of compliance and evaluation of the effectiveness of current usage of GAFE offerings.

Benefits

- Faster response times
- Case prioritisation
- Additionally, customers are assigned a Designated Account Manager
- Unlimited help-desk calls

Overview

A GAFE (Google Apps for Education) KickStart provides the tailored configuration of every setting in your GAFE Admin Console in order to ensure that your domain is set up with EDU best practices from day one. If a GAFE domain has not been created and registered for education with Google then we will carry this out for your school.

The KickStart will configure the following key areas to EDU best practices:

Admin Console Settings

- Configuration of school profile, security settings and domains

Service Settings

- Determining best practice settings for Gmail, Contacts, Calendar, Drive, Groups, Sites, Talk/Hangouts and many more services

Devices

- Tailoring Chrome Management settings as well as recommendations for Chromebook device, network and user settings

User Account Management

- Recommendations for Organisation Unit structure and user naming and provisioning

Additional Services and Marketplace Apps

- Useful services and applications will be recommended to help train, manage, secure and backup your domain



Process

1. An initial Kick-off Meeting will be carried out to gain an understanding of your school's planned use of GAFE.
2. A list of questions will be worked through and a discussion will be had to customise the configuration for your school's needs.
3. Getech will then begin creating and configuring the GAFE Domain to the discussed requirements and best practices.
4. A GAFE Configuration Guide will be created, explaining why each option was chosen: this will serve as a guidance manual for your school going forward.
5. Upon completion, a comprehensive two-hour training session will take place between your school and Getech consultants, who will explain each part of the GAFE Configuration Guide. This ensures that your school understands the Admin Console, the settings contained within and the reasons they were chosen.

How it Works

Time-line

A KickStart follows a structured three week time-line and starts with a Kick-off Meeting to ensure your goals and objectives are clearly identified. Over the following three weeks, the KickStart will be completed and documented in the GAFE Configuration Guide. A review and training session completes the process and is usually held four weeks after the Kick-off call.

Cost

An online estimate can be sent with a cost breakdown of the GAFE KickStart. To receive one, please contact us via team@getecheducation.com.

To Get Started

Accept the estimate and email your PO to team@getecheducation.com. We will then be in touch to schedule your GAFE Kick-off meeting.

Get the Most out of Your Device

Getech's custom training programmes have been developed to ensure that your staff are fully prepared for the transition to Chromebooks and are able to get the most out of the devices which can be tailored to the school's requirements.

Introduction to Google Apps

Introduction to Google Apps

- What is Google Apps
- What are the native Apps

Gmail

- Sending and receiving
- Contacts
- Settings

Calendar

- Creating a calendar entry
- Sharing your calendar
- Creating multiple calendars
- Settings

Drive – How it Differs from your 'H-drive'

- What makes Drive different

Docs, Sheets and Slides

- Basic use of Docs, Sheets and Slides
- Sharing documents
- Using 'File'

Google Classroom

- Set Up
- Navigation
- Using 'Stream'
- Using 'Students'
- Using 'About'

Personal Development

- Google Gooru
- Google Training Centre

Followed by a test to confirm learning

Intermediate Google Apps

Google Play for Education

- Navigation of Play for Education
- Downloading Apps

Chrome Web Store

- Navigation
- Downloading Apps, Extensions and Themes

Hangouts

- Creating a Hangout
- Participating in a Hangout
- Settings

Forms

- Understanding where Forms can be used
- Creating a Form
- Answering a Form
- Interpreting Form data

Site

- Navigation
- Creation
- Access rights

Example of Combining Apps for Increased Collaborative Learning

- Super Quiz

Working Off-line

- Understanding what can be achieved Off-line

Followed by a test to confirm learning

Admin Console Training

Admin Console

- Introduction to the admin console
- Customising the admin console dashboard

Users

- Introduction to users
- Create new users manually
- Import new users from a spreadsheet
- Rename/Suspend/Delete users
- Reset user passwords
- View and modify user profiles

Organisations

- Introduction to organisations
- Create new organisational unit
- Move users into organisational units
- Best practices for using organisations to manage users and devices

Admin Roles

- Introduction to admin roles
- System roles for administrators
- Custom admin roles for administrators
- Best practices for using admin roles

Services

- Introduction to services
- Enable/Disable services for organisations

Google Apps Services

- Introduction to Google Apps services
- Core Apps service and settings - Calendar/Contacts/Drive/Gmail/Vault
- Sites service and settings
- Hangouts service and settings
- Other Google Services

Groups

- Introduction to groups
- Create a new group
- Add users to a group
- Groups for business

Device & Mobile Management

- Introduction to Chrome Device Management
- Designing and setting policies for Chrome devices
- Provisioning new Chrome devices
- Introduction to Mobile Device Management (MDM)
- Designing policies for mobile devices
- Activating new mobile devices
- Device Policy Android App
- Generating reports for mobile devices
- Finding or wiping lost mobile devices

Reports & Alerts

- Introduction to reports and alerts
- Security reports
- Apps usage activity reports
- Account activity reports
- Audit logs
- Manage alerts

Security

- Introduction to security
- Modify basic security settings
- Review user security
- Best practices for security

Domains

- Introduction to domains
- Add a domain or domain alias

Additional Features

- Administer Google Apps from a mobile device
- Install services from the Google Apps Marketplace
- How to contact support

Test Your Knowledge

- Quiz with Q&A

CLEVERTOUCH

**Touch the Future
Educate the Next Generation
The Market Leading, Large-format,
Interactive Touchscreen for Education**

Clevertouch interactive touchscreens are changing the way we educate — the durable alternative to interactive whiteboard and projector solutions. With innovative features such as built in PCs and an app store focused on education, we are proud to install Clevertouch in a growing number of forward-looking schools.

Connectivity includes HDMI,
VGA, RS232 and USB

4 mm
toughened
safety glass

True 4K
resolution
with the 75"
and 84"

Widget lets you annotate
over any app or document

Narrow bezel
and modern
design

Integrated Full HD 1080p
Android 4.2.1 with 1.5 GB
RAM and 8 GB ROM

USB ports and key function
buttons on the front of the
screen make it easy for anyone
to enter the room and present.
The Plus has 2 Android front
ports and one PC front port

Clevertouch Plus comes with two
easy-grip pens which are held onto
the screen bezel magnetically

Email out function allowing
you to send files and
images from the unit

CLEVERTOUCH

Clevertouch Plus

Clevertouch Plus is the next generation of Clevertouch and comes with in-built Android OS.

- Narrow bezel and modern design
- Front mounted USB ports for Android and PC
- 6-point or 10-point touch both with gesture control
- Integrated Android operating system and internal hard drive
- Full HD 1080p resolution
- Available in 55", 65", 70" and 84" (84" – True 4K + 4K PC included)
- 3-year on-site de/re-installation warranty (UK Mainland)

Every Clevertouch comes with the Clever Software Suite

CleverLynx

- CleverLynx includes an image bank and a variety of high definition maps
- Import documents from your PC, including Word and Excel
- Any document can be annotated with the annotation tool kit, which includes: pen, paintbrush, highlighting and area fill tools
- Screen capture allows you to save these annotations to be used again, printed or emailed

DisplayNote

- With the DisplayNote Presenter's Licence you can control your Clevertouch from a Tablet, PC or Smartphone
- Upgrade to link your Clevertouch to an unlimited amount of devices that are connected via the Cloud or a wireless network
- Users can capture the presenter's content, add their own notes and annotations and collaborate with other connected devices

Snowflake

Snowflake MultiTeach, a fun educational suite for the younger minds. All game and activity applications are designed to improve both communication and social skills. As children within the classroom share ideas and collaborate together, the software helps build their confidence and helps to develop their knowledge on different subjects, such as spelling, grammar, maths, geography, biology and others. Snowflake MultiTeach can be used in primary schools and early learning situations, as well as within secondary schools.

For more information or to arrange a free trial, please call Getech Education on 01473 240470



lockncharge

*Designed to Accommodate Chromebooks, Tablets and a Wide Range of Other Devices**

The Carrier Cart takes device management to the next level: it is a complete system that offers more flexibility than any other Cart in it's category.

Benefits:

- **Baskets by LocknCharge** give users the flexibility to deploy Chromebooks and Tablets with ease. The new large baskets are designed to accommodate almost any device, with or without cases.
- **Safe, efficient and a future proofed** power management system for charging up to 40 devices at once. How? ECO Safe Charge™ can handle the power requirements of almost any device by staging the availability of power to each bank of devices.
- **New soft closing, sliding hood** secures up to 40 Chromebook or Tablet devices and the baskets that they are stored in!
- **Improved cable management.** The Carrier Cart features a new centre channel system which holds all the cables in place. It is now neater and easier to set up.
- **The larger device storage area** means that Chromebook or Tablet devices can be accessed easier and by more users at once.
- **Highly secure.** Two-point locking system to keep your valuable devices safe.
- **Modular syncing** (Optional). Think you may need syncing functionality in the future? Don't buy a new Cart... Purchase the hand held iQ Sync Charge Box which allows you to carry the unit where syncing is required (sold separately).

The Carrier Cart by LocknCharge: a truly universal Cart that can store, charge, secure and transport up to 40 Chromebook and Tablet devices.



Efficient charging. The Carrier Cart is capable of charging up to 20, 30 or 40 mobile devices simultaneously.

Compatible.* The new Carry Baskets are designed to accommodate almost any device – with or without covers.

Lock it down! After a day of use, lock the sliding top lids and attach the heavy duty anchor kit for securing the Cart whilst it's not in use.

Portable. Equipped with removable 5-slot Carry Baskets, making mobile device deployments easier.

Lifetime warranty. LocknCharge products are built to last the distance.

Style meets functionality. The Carrier Cart features two sliding top lids so that devices can be accessed quicker, easier and by more users at once.

*May not fit all devices. Please check the dimensions of the device and the Carry Basket. Some Power Adaptors may not be compatible. Contact us for details and compatibility.



Spanning understands that time is money and getting back online as quickly as possible is key. That's why they have designed the industry's most fine-tuned, accurate restore process to bring your cloud data back exactly the way it was from any point in time – and fast.

Don't Let Data Loss Eat Your Homework – Let Spanning Help Instead

Spanning provides a backup and recovery solution that provides automated, daily backups and stores your cloud data in a private and secure sector of the cloud. It also offers the most accurate restores with point-in-time and one-click restore capabilities. Finally, with proactive backup status reporting, Spanning gives you the visibility you need to ensure your data is always protected.

Here's why schools and universities choose Spanning Backup:

- **Affordable:** We understand that educators are always being asked to do more with ever-shrinking resources. That's why Spanning offers a substantial discount for staff and student users.
- **Ease of use:** No need to spend a lot of time on training – Spanning's interface is so intuitive, anyone can use it to restore lost data quickly and easily.
- **Unbeatable support:** Our support team is ultra-responsive and will go the extra mile to get your problem solved, including bringing in engineers if needed.
- **Industry-leading security:** We understand that your organisation may store sensitive and personal information, so we are proud to protect your data with industry-leading security credentials.

***For more information or to arrange a free trial,
please call Getech Education on 01473 240470***

Tracking and Reporting of Training Progress

Synergyse provides analytics on training usage that can be used to generate reports for the entire organisation, specific groups, or specific users. This helps you measure the progress of training across the organisation and focus your efforts on particular Google Apps and adoption strategies.

Unlimited Storage for Private Content

With Synergyse, you can host your own private video training content for your organisation. You can also attach important documentation and links to your videos to ensure everyone has the resources they need.



Synergyse

Simple, Efficient, Effective Solution

Synergyse is the only training solution directly embedded inside Google Apps interface. No need to leave your workflow to get the specific training you need to continue your work. Interactive lessons are delivered with audio, text and visual cues to teach features as you use them in real time.

Self-paced and On-demand Training

Synergyse is available anytime and anywhere you have access to Google Apps, so you can learn what you need at your own pace and on your own schedule. Easily track your training progress and recommend specific lessons to your peers.

Easy and Fast to Setup and Deploy

Deploy to your entire organisation in a few simple steps typically in less than 15 minutes. Deploy to Chromebooks, Laptops, Tablets and Desktop PCs using Chrome Management in Google Apps Admin Console and Group Policies. HD video training portal is available for non-Chrome browsers, so everyone in your organisation is covered.

Automatic Updates: Forever

Your Google Apps training materials will always be relevant. Synergyse provides a 14-day turnaround from when new features hit the Google Rapid Release track. All Synergyse users will automatically receive notifications and new lessons whenever new Google Apps features become available.

Better IT and Support Operations

Automatically receive updates on all Google Apps changes across the entire organisation saves IT operations a lot of time. It also saves IT time to respond to user enquiries with direct links to specific lessons. As a bonus, our interactive training for Google Apps Admin Console helps your new admins with no costs to your organisation.

For more information or to arrange a free trial, please call Getech Education on 01473 240470

Hapara

MAKING LEARNING VISIBLE

Make Google Apps for Education School-ready

Transform productivity applications into a platform for teaching and learning.

Making the Grade with Hapara Dashboard

Hapara Dashboard streamlines teaching and school operations by making Google Apps for Education more useful and usable.

Teachers can:

- Easily organise students into groups and observe their progress in summary panels.
- Save time by quickly sharing documents with learners.
- Improve mastery and skills development through formative feedback as it is needed.
- Support student success by providing parents with view-only access to project work.

Teachers can view and guide student progress more easily throughout their learning process.

Hapara Dashboard is a platform that provides class and student-based views and other capabilities which makes Google Apps for Education more useful and usable in schools.

Dashboard gives visibility into Gmails and any work shared by learners so teachers can better advance their learning. SIS integration can be purchased as an add-on to synchronise rosters.

Dashboard is only available with other Hapara products. Combined with Highlights, teachers gain visibility into Blogger, Sites and student browsing to more effectively guide learning. Combined with Workspace, teachers can engage students with more differentiated and personalised activities.

Dashboard+

Generate template Sites for student portfolios and e-binders. Parents can also stay informed of learner progress through a portal to learner work.

Create and manage folders where all work is shared with teachers. Teachers also can push materials out into those smart folders.

Use robust systems management tools to archive work, modify rosters and adjust user security and access rights.

Save time by emailing to a Google Group that Dashboard+ creates for each class.

Enhance Google Classroom. Learners drag work into a Dashboard+ folder for teacher feedback before they submit a Google Classroom assignment for grading.



MAKING LEARNING VISIBLE

Foster a Digital Community of Learners

Take the guessing game out of online activity so you can guide learners more effectively.

Manage the Blended Classroom

The potential for online learning via connections with peers, resources and audiences has never been greater.

As a result, teachers need new ways to engage students and advance their learning in the digital environment.

In addition, schools want to promote digital citizenship as classroom interactions move online. Students need guidance to make wise choices both in their individual work and group collaborations, as well as to observe academic standards and stay safe.

Knowledge is Power

Hapara Highlights promotes student learning by enabling teachers to view and facilitate their online activities in the classroom:

- Reinforce positive individual and group behaviour and promote digital citizenship
- Focus students on resources and work that will accelerate their learning
- Provide more personalised help to keep students on track
- Save time in class by quickly sharing documents or useful URLs

Hapara Highlights

A Chrome-based tool for guiding students' online learning.

With Highlights:

The Activity Viewer delivers a bird's eye view of sites students visit so teachers can keep them on task. Teachers can also tag activities to provide guidance and feedback at a later time.

Teachers have visibility into Gmail, Docs, Google+, Sites and browsing activities and can engage students in conversations about their learning and online behaviour.

Teachers can facilitate class more actively by sharing files or URLs, opening tabs and locking screens to focus browsing.

Teacher-to-student messaging saves class time by enabling teachers to provide more personalised and private feedback.

BetterCloud

BetterCloud provides critical insights, automated management and intelligent data security for cloud office platforms. By leveraging open APIs, BetterCloud securely connects with your data at its source, providing maximum control without requiring any cumbersome setup. BetterCloud is trusted by IT teams in over 50,000 organisations worldwide.

Solutions Overview

- **Monitoring, Alerting and Insights**
 - Gain complete visibility into activities on your domain and pro-actively surface the information most critical to your organisation every time you log in with BetterCloud's Domain Health and Insight Center®. Detect and monitor security risks before they become a problem and learn about performance optimisations and best practice recommendations – all through a powerful and actionable alerting system.
- **User and Directory Management**
 - Let BetterCloud simplify your identity and access management. Through a comprehensive tool set, streamline tedious user and directory maintenance tasks and standardise critical processes like user on-boarding and purging. Our bulk tools – including user, group and contact management – bring much needed time savings and multi-step work-flows help you make sure you never miss a step.
- **Fully Customisable Reporting Engine**
 - Drill down into user activities, usage data, document exposure, sharing patterns and more by building customised reports. Use pre-set canned reports or utilise over 100 parameters and filters to gain detailed data around nearly any aspect of your domain and set them to run on a schedule to compare changes over time. Through detailed reporting, determine appropriate corrective actions and inform future decisions.

BetterCloud

- **Auditing and Discovery**
 - Take inventory of all of the assets and data created on your domain, from documents and calendars to email aliases, groups and contacts. Most admins have no way of knowing what users are creating and, furthermore, how data is being distributed and shared. Use BetterCloud's auditing tools and filters to review all of your existing assets, then employ the rest of our suite to remove, restrict or re-mediate.
- **Compliance and Data Loss Prevention**
 - Gain insight into data access and usage across your business applications, pinpointing high-risk areas and both internal and external threats. Detect and remedy data exposure and documents containing personally identifiable or payment information using regular expression searching. Also identify third-party cloud applications that have authenticated access to your domain, then govern usage and ensure compliance with organisational policies. Combined, this suite of tools empowers IT and security teams to employ cloud DLP and protect confidential information.

BetterCloud for EDUs

Moving your school to the cloud means limitless possibilities for collaboration, yet also brings new challenges when it comes to controlling the sharing and distribution of student data. Conversely, legacy systems were collaboration killers but provided schools with ultimate control and ownership of data. Now you can enjoy the benefits of both and grow a productive, collaborative and most importantly, a safe environment for students to operate within.

BetterCloud provides a comprehensive insights, management and security tool set, so you can understand the activities on your domain without putting restrictions on the ways students are allowed to collaborate and share. With discounted pricing for schools, BetterCloud offers tremendous value at a budget-friendly price point.

For more information or to arrange a free trial, please call Getech Education on 01473 240470



For Administrators

Chromebook Monitoring, Filtering and Theft Recovery for Schools

With GoGuardian, educators feel safe allowing students to access the most powerful education tool ever created – the internet – without fear of harmful content or distractions getting in the way of learning. What's more, usage insights and analytics help schools to better understand how their technology is being used, so that they can positively influence student behaviour.

Browser Monitoring

Know what each student is viewing at any time – and intervene when necessary.

YouTube Control

Control which videos your students can watch by keyword, category or channel.

At-home Filtering

Protect and monitor student activity both inside and outside the classroom.

Flagged Activity

Catch inappropriate behaviour based on selected terms and keywords.

Theft Recovery

Never worry about losing a Chromebook again.

Engagement Analytics

Usage data helps you to gain insights to improve classroom performance.



For Teachers

Classroom Technology Management Made Simple

Gain even more precise control over how technology is used in your school with GoGuardian for Teachers.

Built from the ground up with classroom management in mind, GoGuardian for Teachers is the answer for educators looking to improve performance, focus and encouragement in the classroom.

Time-line

Every student's browsing activity – in real-time – on a single, easy-to-navigate page.

Site Jump

Send one or more students to any website, instantly.

Screen Viewing

See what's on your students' screens at any time and save screen-shots.

Student History

Explore previous sessions to see what students were doing at any time.

Focus Control

With the click of a button, close tabs and lock screens for eyes up front.

Behaviour Reports

Learn when and where your students are losing focus and find new ways to improve engagement.

For more information or to arrange a free trial, please call Getech Education on 01473 240470

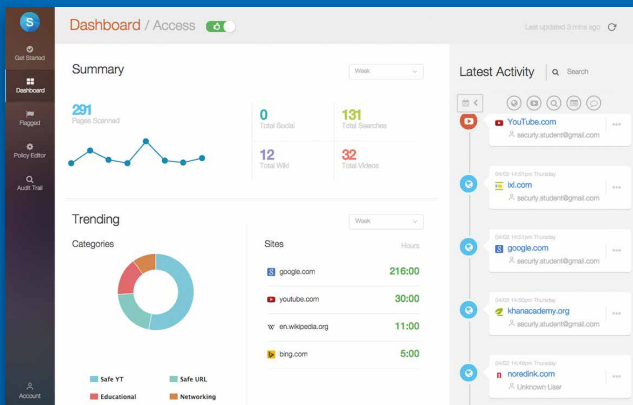
securly://

Cloud Based Web Filtering

Delivered via the cloud, Securly provides both in-school and take-home filtering through the same admin console.

Schools can use Securly to keep kids safe on Chromebooks, Tablets, Laptops and Desktop PCs both within and outside of school. Parents can use Securly's dashboards to stay in the loop with the learning process.

Securly offers admins a CIPA compliant product that is easy to setup and affordable. Parents have peace of mind by knowing exactly what their children are doing on school-owned devices.



Chromebook Filtering

Zero-touch filtering of 1:1 take-home Chromebooks using a Chrome extension that takes seconds to deploy.

No proxying. No SSL certificates.

1:1 Tablets, Laptops and Desktop PCs

Support for any heterogeneous mix of 1:1 devices including Chromebooks, Tablets, Laptops and Desktop PCs.

Take-home Policies

Location based policies for take-home 1:1 devices when the devices are off school premises.

securly://

Manage Student Screen Time For Schools and Homes

- Manage access at home
- Safe social networking
- Weekly email reports
- Easy sign up with Gmail

Schools-owned Devices Coming Home?

Securly provides cloud based Big Data analytics designed to improve your child's productivity. Parents can now analyse their child's activity across educational sites and time sinks, in-school and at-home across all of their devices. All of this is delivered via beautifully designed dashboards and e-mail reports.

At Home Settings

Customise what your student can do and see on their devices. Allow or deny access to specific sites and categories. This feature can be expanded to manage all devices on your home network by pointing the DNS on your home router to Securly.

Safe Search and YouTube

Securly pro-actively turns on safety modes for the most commonly used 21st century classroom tools.

Securly is the industry's first web filter to integrate with GAFFE for authentication auditing and granular policies.

***For more information or to arrange a free trial,
please call Getech Education on 01473 240470***

Getech

EDUCATION

Getech Education

Solutions Centre
Knightsdale Road
Ipswich IP1 4JQ

google@getecheducation.com



Find us at @GetechSchools



01473 240470

www.getech.co.uk/schools/chromebooks

All product names, logos and brands are property of their respective owners.
All company, product and service names used within this document are for identification purposes only.

